


The Wevo App

The Wevo App allows EV drivers to easily find, access, and pay for EV charging. We're here for you to answer any questions you may have directly through the app.

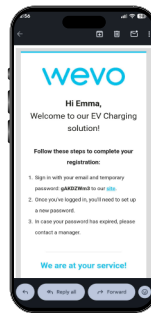
How It Works

Step 1



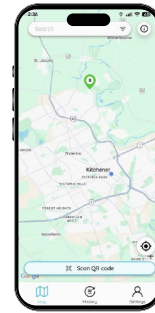
Use [this link](#) to self-sign up for a Wevo Account

Step 2



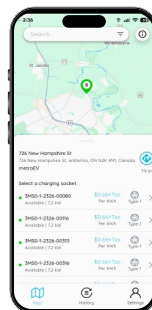
Complete your registration by downloading the Wevo App, and logging in with the temporary password

Step 3



Plug your vehicle in

Step 4




Select the charger you are using from the map (click on the pin icon, and select the charger)

Step 5



Scroll to the bottom, and press "Start Charging"

Step 6



When you are done charging, either unplug, or hit "Stop Charging" in the app

Download the Wevo App



Download on the
App Store



GET IT ON
Google Play